



lumini Solucoes em Iluminacao LTDA
www.lumini.com.br
Email: laboratorio@lumini.com.br
Tel: +55 11 3437-5555 Fax: +55 11 3437-5555
Address: Rua Ferreira Viana, 716 - Socorro - São Paulo/SP

lumini

LumCAT:

Luminaire: led wide md c

LampCAT: modulo led 21W 3000K irc 90

Ballast type: led driver 700mA

Report No:

Voltage(V): 127.0000

Test No:

Current(A): 0.1960

Number of Lamps: 1

Power (W): 24.4000

Lamp flux(lm): 3043.0

PF: 0.9700

Length(mm): 280

Width(mm): 280

Phm Type: C

Height(mm): 0

Photometric Results

Lumens(lm): 2371.76, Efficiency(%): 77.94% , Luminous Efficacy(lm/W): 97.20

Central intensity(cd): 1009.011, Maximum intensity(cd): 1009.011

Angle of maximum intensity: $C=0.0$ $\gamma=0.0$

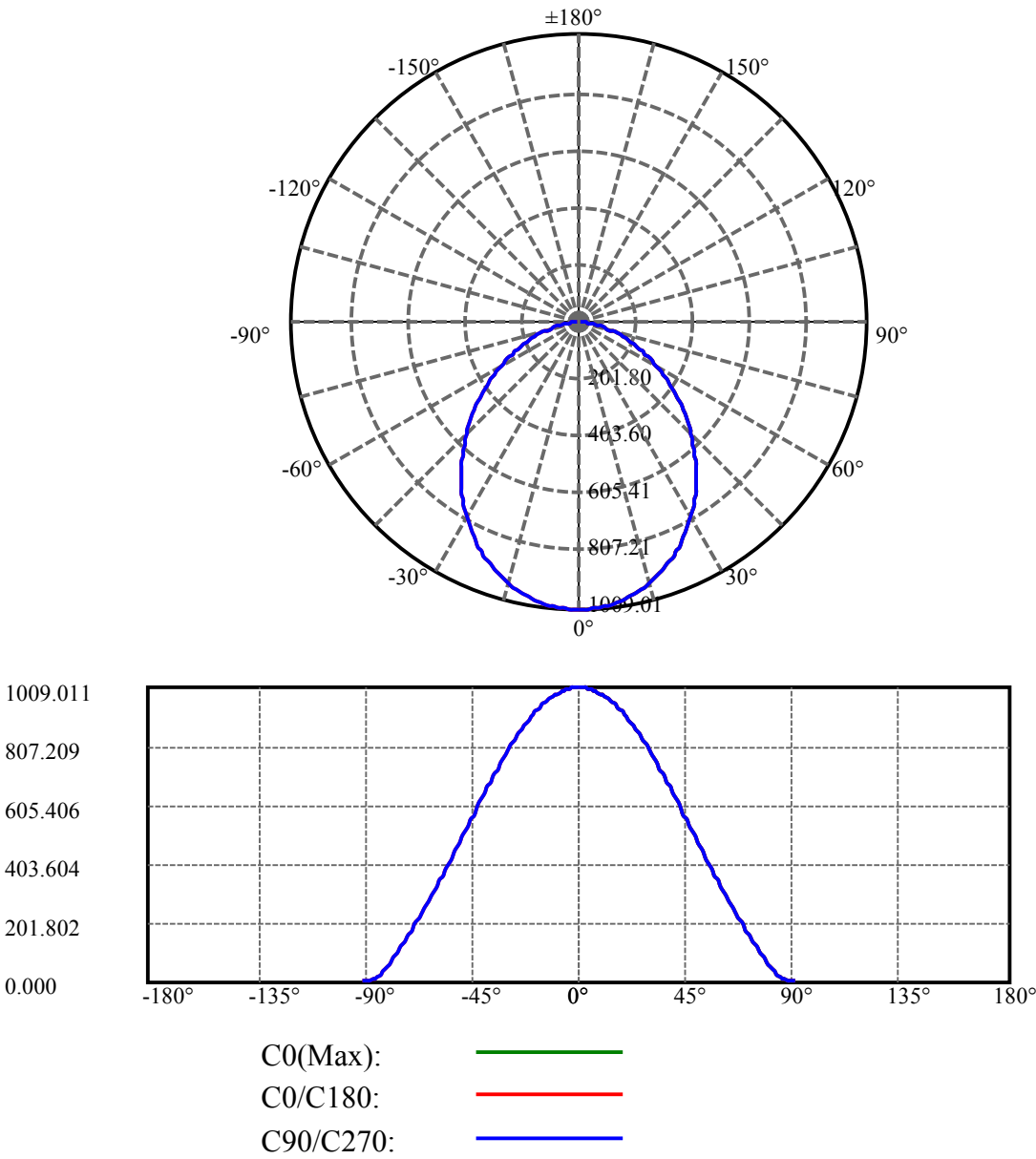
Beam angle of C0 plane : 96.53

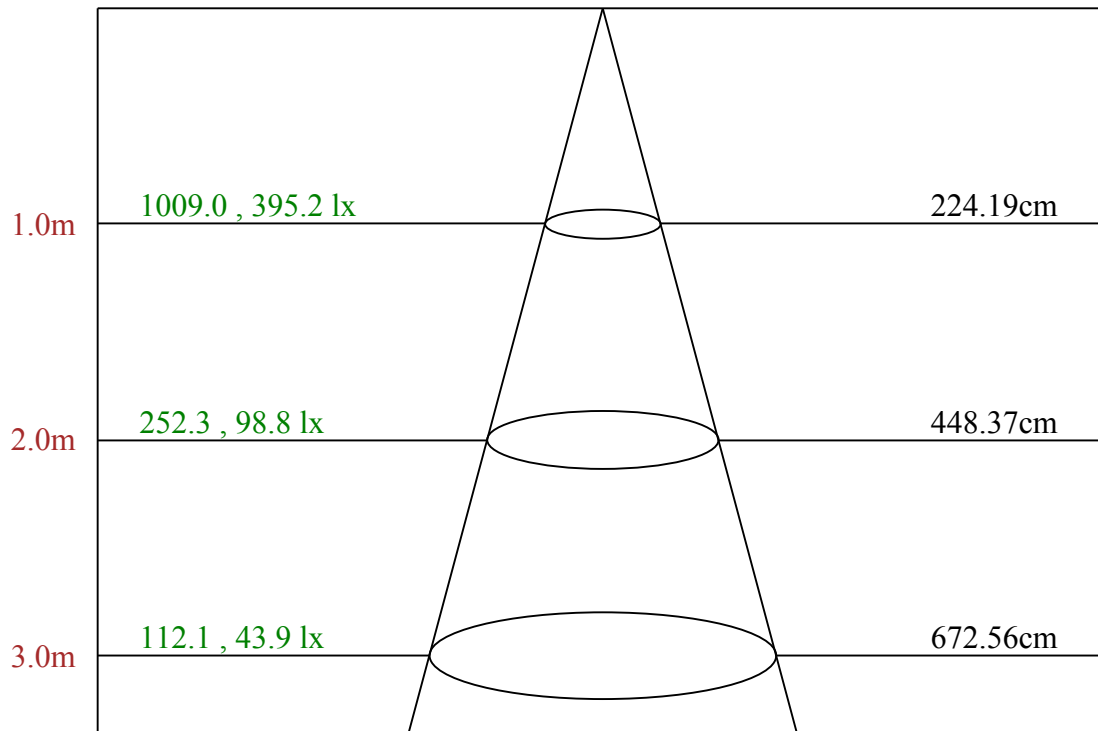
Average BeamAngle(IEC 61341): 96.53

Equipment: equipamento lumini
Temperature(°C): 25.5

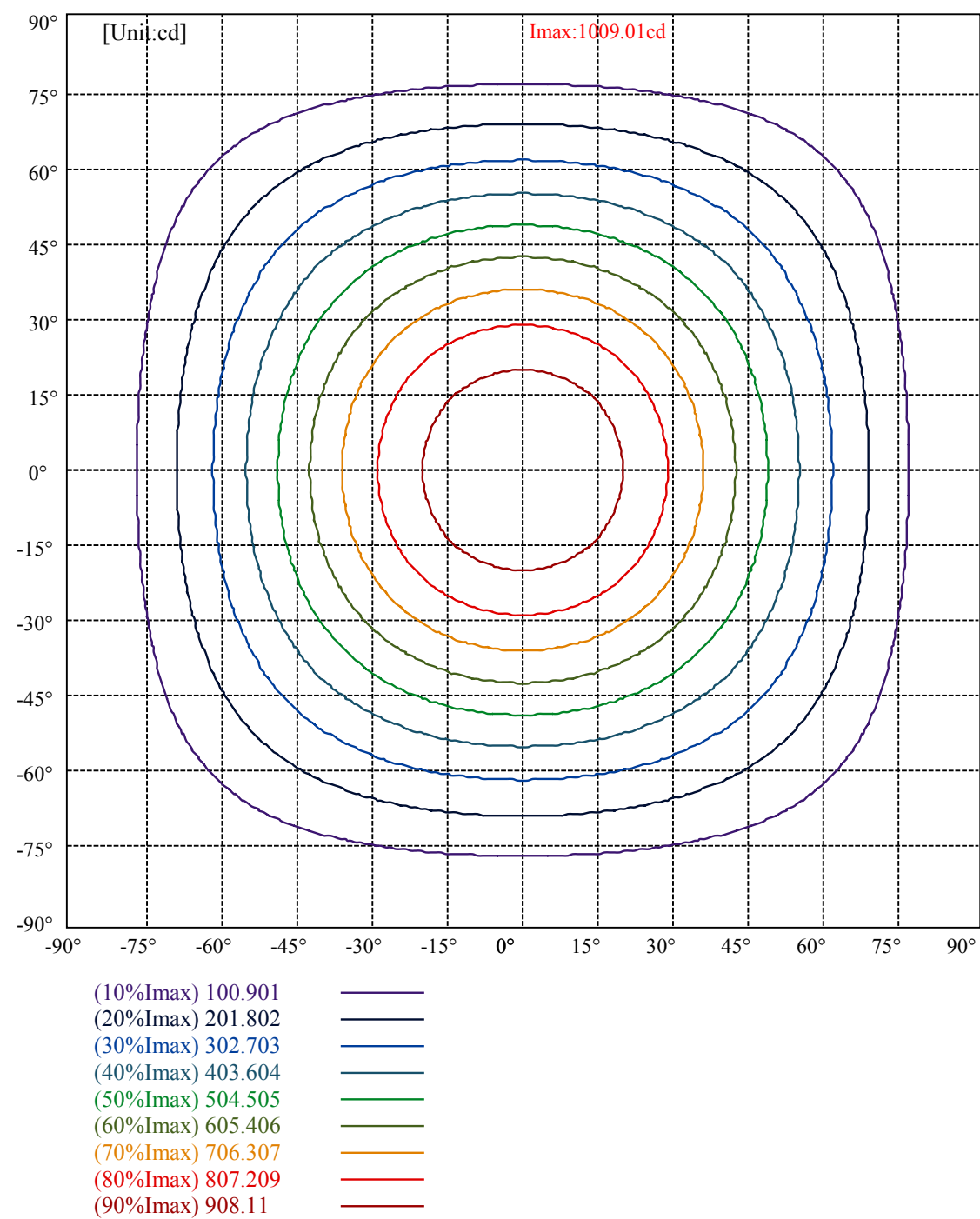
Date: 3/28/2024
Humidity(%): 55.0%

Operator: 01
Distance(m): 6.90





Max , Ave Beam angle of C0 plane 96.53



lumini

Luminance Limiting Curve(no luminous side)

Appendix Page: 5 Total:6

Luminance Table

γ	45	50	55	60	65	70	75	80	85
C0	10054	9427	8801	8159	7391	6653	5599	4038	2120
C45	10054	9427	8801	8159	7391	6653	5599	4038	2120
C90	10054	9427	8801	8159	7391	6653	5599	4038	2120

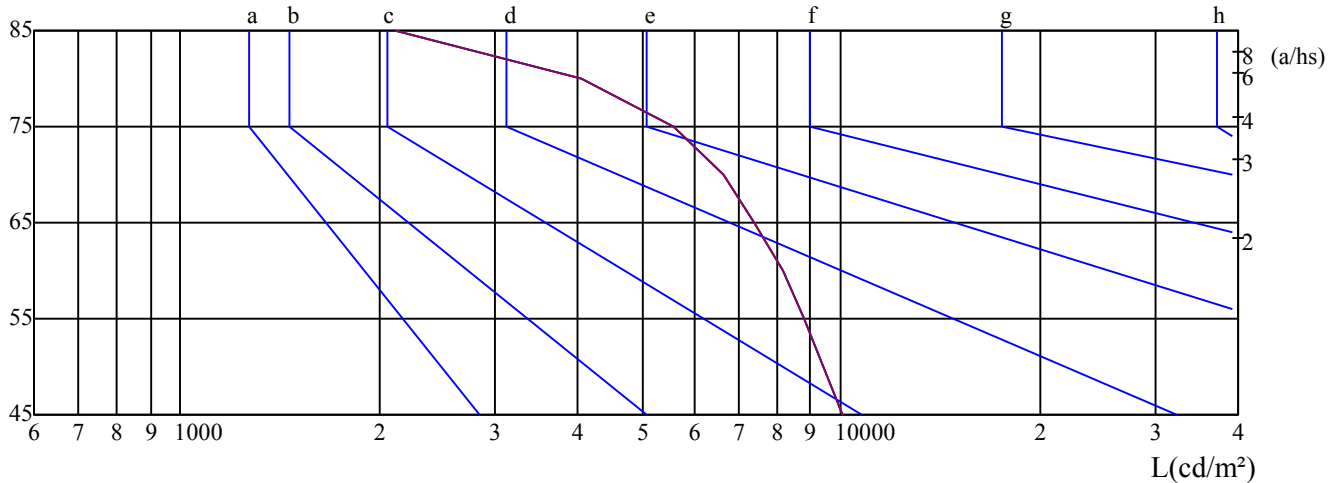
L(Hor)(65)	L(Ver)(65)	L45(65)	L(Hor)(75)	L(Ver)(75)	L45(75)	L(Hor)(85)	L(Ver)(85)	L45(85)
7391	7391	7391	5599	5599	5599	2120	2120	2120

Glare Table

Glare	Quality	Service Values Illuminance(lx)							
1.15	A	2000	1000	500	≤ 300				
1.5	B		2000	1000	500	≤ 300			
1.85	C			2000	1000	500	≤ 300		
2.2	D				2000	1000	500	≤ 300	
2.55	E					2000	1000	500	≤ 300
		a	b	c	d	e	f	g	h

Luminance Limiting Curve

$\gamma(^{\circ})$



C0 ———

C45 ———

C90 ———

Equipment: equipamento lumini
Temperature($^{\circ}$ C): 25.5

Date: 3/28/2024
Humidity(%): 55.0%

Operator: 01
Distance(m): 6.90

Illumination assessment according UGR											
Rf of Ceiling	70	70	50	50	30	70	70	50	50	30	
Rf of Wall	50	30	50	30	30	50	30	50	30	30	
Rf of Floor	20	20	20	20	20	20	20	20	20	20	
Room dimensions		Viewed crosswise					Viewed endwise				
X	Y										
2H	2H	19.94	21.50	20.30	21.82	22.13	20.17	21.73	20.52	22.04	22.36
	3H	21.23	22.64	21.61	22.98	23.32	21.54	22.94	21.92	23.28	23.62
	4H	21.65	22.97	22.04	23.32	23.68	22.01	23.33	22.40	23.68	24.04
	6H	21.89	23.11	22.29	23.48	23.87	22.31	23.54	22.72	23.90	24.30
	8H	21.89	23.07	22.30	23.44	23.84	22.35	23.53	22.76	23.90	24.30
	12H	21.85	22.98	22.27	23.37	23.78	22.33	23.46	22.75	23.85	24.25
4H	2H	20.60	21.92	20.99	22.27	22.63	20.78	22.10	21.17	22.45	22.81
	3H	22.04	23.16	22.45	23.54	23.95	22.30	23.41	22.71	23.80	24.21
	4H	22.60	23.59	23.03	24.00	24.44	22.92	23.91	23.35	24.32	24.76
	6H	22.88	23.76	23.34	24.20	24.64	23.27	24.14	23.73	24.58	25.03
	8H	22.93	23.75	23.40	24.19	24.65	23.36	24.17	23.83	24.62	25.08
	12H	22.93	23.69	23.40	24.12	24.63	23.38	24.14	23.85	24.57	25.08
8H	4H	22.82	23.63	23.29	24.08	24.54	23.10	23.92	23.58	24.37	24.83
	6H	23.17	23.85	23.66	24.32	24.82	23.53	24.21	24.02	24.68	25.18
	8H	23.30	23.89	23.81	24.40	24.89	23.71	24.30	24.22	24.81	25.29
	12H	23.31	23.81	23.83	24.31	24.82	23.74	24.24	24.27	24.75	25.26
12H	4H	22.82	23.58	23.30	24.02	24.52	23.11	23.86	23.58	24.30	24.81
	6H	23.24	23.83	23.75	24.34	24.83	23.59	24.19	24.11	24.69	25.18
	8H	23.34	23.84	23.86	24.34	24.85	23.74	24.24	24.26	24.74	25.25
Variation with the observer position at spacings:											
S = 1.0H		0.3/-0.4					0.3/-0.4				
S = 1.5H		0.7/-0.8					0.7/-0.8				
S = 2.0H		1.3/-1.1					1.3/-1.1				
Standard tables:		BK3					BK3				
Uncorrected UGR		4.9					4.9				

依据CIE Publ. 117 计算 UGR, S/H = 0.25